



CITROËN DISPATCH

PRICES, EQUIPMENT AND TECHNICAL SPECIFICATION
Version 1 - March 2018

INSPIRED BY YOU

1. CHOOSE YOUR BODY STYLE

Choose from 3 body styles:

Dispatch Panel Van





Dispatch Crew Van



Dispatch Platform Cab



2.1 CHOOSE YOUR LEVEL

<p>In addition to Enterprise:</p> 	DISPATCH ENTERPRISE PLUS	
	<p>Exterior Style Body colour bumpers, door mirrors, door handles and side rubbing strips Front fog lights LED DRLs 17 inch alloy wheels Metallic paint</p> <p>Comfort & Convenience Park Assist 180°: Front and rear parking sensors with rear parking camera Electrically folding heated door mirrors</p>	<p>Technology & Entertainment Connect Nav with Connect Box: 3D Connected navigation, tri-tuner and voice recognition with emergency call and break down assist</p>
<p>In addition to X:</p> 	DISPATCH ENTERPRISE	
	<p>Comfort & Convenience Air conditioning Rear parking sensors Electrically adjustable heated door mirrors Moduwork® configurable passenger bench with load-through bulkhead Storage under squab of central passenger seat</p> <p>Safety & Security Alarm</p>	<p>Lighting & Visibility☒ Automatic lights Automatic windscreen wipers</p> <p>Technology & Entertainment Connect Radio: 7 inch touchscreen with DAB, Bluetooth, USB, audio jack, Mirror Link and coffee break alert</p>
	DISPATCH X	
	<p>Exterior Style & Loading Twin sliding side doors Twin unglazed rear doors Full steel bulkhead 16 inch steel wheels</p> <p>Safety & Security Electronic Stability Control Remote central locking with deadlocks and separate locking for cab Driver and passenger airbags</p>	<p>Comfort & Convenience Driver's seat height, rake, reach adjustable with lumbar adjustment and armrest Dual passenger bench seat with storage tray Cruise control with variable speed limiter Front electric windows with 'one-touch' operation Full size steel spare wheel</p> <p>Technology & Entertainment DAB Radio Bluetooth, USB and audio jack 12 volt socket in cabin & cargo area</p>

2.2 CHOOSE YOUR LEVEL

DISPATCH CREW VAN ENTERPRISE PLUS

Exterior Style

Body colour bumpers, door mirrors, door handles and side rubbing strips

Front fog lights

LED DRLs

17 inch alloy wheels

Metallic paint

Comfort & Convenience

Park Assist 180°: Front and rear parking sensors with rear parking camera

Electrically folding heated door mirrors

Technology & Entertainment

Connect Nav with Connect Box: 3D Connected navigation, tri-tuner and voice recognition with emergency call and break down assist

In addition to Enterprise:



DISPATCH CREW VAN ENTERPRISE

Comfort & Convenience

Air conditioning

Rear parking sensors

Electrically adjustable heated door mirrors

Cruise control with variable speed limiter

Front electric windows with one-touch' operation

Full size steel spare wheel

Safety & Security

Alarm

Front lateral, front passengers' and driver's airbag

Electronic Stability Control

Remote central locking with deadlocks

and separate locking for cab

Exterior Style & Loading

Twin glazed sliding side doors; fixed side windows with noise-reducing, dark tinted glass (approx. 70% opacity)

Twin unglazed rear doors

Full, toughened plastic bulkhead fixed behind Row 2 seats, insulated for sound and temperature, with polycarbonate window

16 inch steel wheels

Lighting & Visibility

Automatic lights

Automatic windscreen wipers

Technology & Entertainment

Connect Radio: 7 inch touchscreen with DAB, Bluetooth, USB, audio jack, Mirror Link and coffee break alert

12 volt sockets (cabin & cargo area)

Seating

Driver's seat height, rake, reach adjustable with lumbar adjustment and armrest

Dual front passenger bench seat with under-seat storage tray

Row 2 three-seat bench with under-seat storage

2.3 CHOOSE YOUR LEVEL

DISPATCH PLATFORM CAB

Exterior Style

Open backed cab

Metal load floor platform with inbuilt rear wheel arches and rear light cluster

16 inch steel wheels

Safety & Security

Electronic Stability Control

Central locking with deadlocks

Driver and passenger airbags

Comfort & Convenience

Cruise control with programmable speed limiter

Front electric windows

Full size steel spare wheel

Seating

Driver's seat height, rake, reach adjustable with lumbar adjustment and armrest

☑ Dual front passenger bench seat with under-seat storage tray

Technology & Entertainment

DAB Radio

Bluetooth, USB and audio jack

12 volt socket in cabin

Conversion interface box, to connect integral elements of a vehicle conversion

3. CHOOSE YOUR VERSION

Body Style & Trim Level	Length	Version	HP	Payload (kg)	Load space (m ³) ^	Gross Vehicle Weight (kg)	CO ₂ g/km	LCDV Code	Basic M.R.R.P.	V.A.T.	Total M.R.R.P.	On The Road M.R.R.P.
Panel Van X	XS	BlueHDi 95 manual 1000kg	95	1100	4.6	2610	144	2CK0F1HKL5T0A0B3	£19,090	£3,818	£22,908	£23,928
	XS	BlueHDi 120 S&S 6-speed manual 1400kg	120	1498	4.6	3100	139	2CK0F1HKVKT0A0B3	£20,290	£4,058	£24,348	£25,368
	M	BlueHDi 95 manual 1000kg	95	1118	5.3	2640	144	2CK0F2HKL5T0A0B3	£19,790	£3,958	£23,748	£24,768
	M	BlueHDi 115 S&S 6-speed manual 1000kg	115	1127	5.3	2660	137	2CK0F2HKZKT0A0B3	£20,590	£4,118	£24,708	£25,728
	M	BlueHDi 120 S&S 6-speed manual 1400kg	120	1487	5.3	3100	139	2CK0F2HKVKT0A0B3	£20,990	£4,198	£25,188	£26,208
	XL	BlueHDi 95 manual 1200kg	95	1267	6.1	4230	148	2CK0F3HKL5T0A0B3	£20,690	£4,138	£24,828	£25,848
	XL	BlueHDi 120 S&S 6-speed manual 1400kg	120	1446	6.1	3100	139	2CK0F3HKVKT0A0B3	£21,890	£4,378	£26,268	£27,288
Panel Van Enterprise	XS	BlueHDi 95 manual 1000kg	95	1100	5.1	2610	144	2CK0F1NKL5T0A0B3	£20,395	£4,079	£24,474	£25,494
	XS	BlueHDi 95 S&S ETG6 (Piloted Manual) 1000kg	95	1101	5.1	2640	139	2CK0F1NKL5T0A0B3	£21,175	£4,235	£25,410	£26,430
	XS	BlueHDi 115 S&S 6-speed manual 1000kg	115	1099	5.1	2635	133	2CK0F1NKZKT0A0B3	£21,195	£4,239	£25,434	£26,454
	XS	BlueHDi 120 S&S 6-speed manual 1400kg	120	1498	5.1	3100	139	2CK0F1NKVKT0A0B3	£21,595	£4,319	£25,914	£26,934
	M	BlueHDi 95 manual 1000kg	95	1118	5.8	2640	144	2CK0F2NKL5T0A0B3	£21,095	£4,219	£25,314	£26,334
	M	BlueHDi 95 S&S ETG6 (Piloted Manual) 1000kg	95	1099	5.8	2650	139	2CK0F2NKL5T0A0B3	£21,875	£4,375	£26,250	£27,270
	M	BlueHDi 115 S&S 6-speed manual 1000kg	115	1127	5.8	2660	137	2CK0F2NKZKT0A0B3	£21,895	£4,379	£26,274	£27,294
	M	BlueHDi 120 S&S 6-speed manual 1400kg	120	1487	5.8	3100	139	2CK0F2NKVKT0A0B3	£22,295	£4,459	£26,754	£27,774
	XL	BlueHDi 95 manual 1200kg	95	1267	6.6	2830	148	2CK0F3NKL5T0A0B3	£21,995	£4,399	£26,394	£27,414
XL	BlueHDi 120 S&S 6-speed manual 1400kg	120	1446	6.6	3100	139	2CK0F3NKVKT0A0B3	£23,195	£4,639	£27,834	£28,854	
Panel Van Enterprise Plus	XS	BlueHDi 120 S&S 6-speed manual 1400kg	120	1498	5.1	3100	139	2CK0F1TKVKT0A0B3	£23,615	£4,723	£28,338	£29,358
	XS	BlueHDi 180 S&S EAT6 Auto 1300kg	180	1354	5.1	3000	151	2CK0F1TKAQT0A0B3	£27,115	£5,423	£32,538	£33,558
	M	BlueHDi 120 S&S 6-speed manual 1400kg	120	1487	5.8	3100	139	2CK0F2TKVKT0A0B3	£24,315	£4,863	£29,178	£30,198
	M	BlueHDi 150 S&S 6-speed manual 1400kg	150	1484	5.8	3100	139	2CK0F2TKBKT0A0B3	£25,415	£5,083	£30,498	£31,518
	M	BlueHDi 180 S&S EAT6 Auto 1250kg	180	1343	5.8	3000	151	2CK0F2TKAQT0A0B3	£27,815	£5,563	£33,378	£34,398
	XL	BlueHDi 120 S&S 6-speed manual 1400kg	120	1446	6.6	3100	139	2CK0F3TKVKT0A0B3	£25,015	£5,003	£30,018	£31,038
	XL	BlueHDi 150 S&S 6-speed manual 1400kg	150	1447	6.6	3100	139	2CK0F3TKBKT0A0B3	£26,115	£5,223	£31,338	£32,358
XL	BlueHDi 180 S&S EAT6 Auto 1250kg	180	1311	6.6	3000	163	2CK0F3TKAQT0A0B3	£28,515	£5,703	£34,218	£35,238	
Crew Van Enterprise	M	BlueHDi 120 S&S 6-speed manual 1400kg	120	1342	3.2	3060	147	2CK0F7NKVKT0A0B3	£25,215	£5,043	£30,258	£31,278
	XL	BlueHDi 120 S&S 6-speed manual 1400kg	120	1196	4.0	2965	147	2CK0FLNKVKT0A0B3	£26,115	£5,223	£31,338	£32,358
Crew Van Enterprise Plus	M	BlueHDi 150 S&S 6-speed manual 1400kg	150	1342	3.2	3060	147	2CK0F7TKBKT0A0B3	£28,335	£5,667	£34,002	£35,022
	M	BlueHDi 180 S&S EAT6 Auto 1250kg	180	1239	3.2	3000	155	2CK0F7TKAQT0A0B3	£30,735	£6,147	£36,882	£37,902
	XL	BlueHDi 150 S&S 6-speed manual 1400kg	150	1196	4.0	2965	147	2CK0FLTKBKT0A0B3	£29,035	£5,807	£34,842	£35,862
	XL	BlueHDi 180 S&S EAT6 Auto 1250kg	180	1195	4.0	3000	159	2CK0FLTKAQT0A0B3	£31,435	£6,287	£37,722	£38,742
Platform Cab	M	BlueHDi 95 manual 1200kg	95	1442	-	2830	170	2CK0P1JKL5T0A0B3	£18,895	£3,779	£22,674	£23,694
	M	BlueHDi 120 S&S 6-speed manual 1400kg	120	1617	-	3100	176	2CK0P1JKVKT0A0B3	£20,095	£4,019	£24,114	£25,134


^ Includes Moduwork on Enterprise and Enterprise Plus versions

4.1 CHOOSE YOUR PAINT COLOUR & UPHOLSTERY

			Flat colours				Metallic colours					Special Paint EO..
Seat trim			Polar White POWP	Imperial Blue PO4P	Black POXY	Passion Red POX9	Rich Oak MOG6	Arctic Steel MOZR	Platinum Grey MOVL	Tourmaline Orange MOV7	Soft Sand MOEU	
Panel Van	X	Grey 'Mica' cloth	43FT	•	•	○	○	○	○	○	○	○
	Enterprise	Grey 'Mica' cloth/vinyl	OVFX	•	•	○	○	○	○	○	○	○
	Enterprise Plus	Grey 'Mica' cloth/vinyl	OVFX	•	•	•	-	•	•	•	•	-
Crew Van	Enterprise	Grey 'Mica' cloth	43FT	•	•	○	○	○	○	○	○	○
	Enterprise Plus	Grey 'Mica' cloth	43FT	•	•	•	-	•	•	•	•	-
Platform Cab		Grey 'Mica' cloth	43FT	•	•	○	○	○	○	○	○	○

- Standard
- Cost option

Flat colours



Polar White

Black

Passion Red

Imperial Blue

Metallic colours




Arctic Steel

Platinum Grey

Soft Sand



Tourmaline Orange



Rich Oak

4.2 WHEELS



16 inch steel wheel
with black centre cap



17 inch steel wheel
with black centre cap



17 inch 'Curve' alloy wheel

5. CHOOSE YOUR OPTIONS

OPTIONS	NOTES	PANEL VAN			CREW VAN		PLATFORM CAB	Option code	Basic M.R.R.P.	V.A.T.	Total M.R.R.P.
		X	ENTERPRISE	ENTERPRISE PLUS	ENTERPRISE	ENTERPRISE PLUS					
COMFORT & CONVENIENCE											
Air conditioning	Brought by additional heating option (NR01)	0	•	•	•	•	0	RE01	£800.00	£160.00	£960.00
Automatic dual zone air conditioning		-	-	0	-	0	-	RE07	£500.00	£100.00	£600.00
Electric Pack: plip remote, front electric windows with 'one-touch' operation, electrically adjustable heated door mirrors, 12 volt socket in cargo area		•	•	•	•	•	0	RJ05	£125.00	£25.00	£150.00
Rear parking sensors		0	•	•	•	•	-	UB01	£200.00	£40.00	£240.00
Retractable rear side window blinds		-	-	-	0	0	-	UD03	£75.00	£15.00	£90.00
SAFETY & SECURITY											
Alarm		0	•	•	•	•	0	AB08	£170.00	£34.00	£204.00
Safety Pack: Lane Departure Warning System, speed limit recognition, intelligent speed adaptation, driver attention alert, smart beam headlights	Brings camera at top of windscreen.	-	-	0	-	0	-	LI01	£400.00	£80.00	£480.00
Front lateral airbags		0	0	0	•	•	0	NF10	£150.00	£30.00	£180.00
Drive Assist Pack: Head Up display, Adaptive cruise control and collision alert, Active Safety Brake	Brings camera at top of windscreen. Incompatible with J4YZ	-	-	0	-	0	-	RG04	£990.00	£198.00	£1,188.00
LIGHTING & VISIBILITY											
Electrically folding heated door mirrors with temperature sensor	Painted Black as standard. Painted body colour with Look Pack except with Passion Red or Special Paint	-	0	•	-	•	-	HU02	£100.00	£20.00	£120.00
Front fog lights		0	0	•	0	•	0	PR01	£120.00	£24.00	£144.00
Visibility Pack: automatic lights and windscreen wipers, rear view mirror, electrically adjustable and heated mirrors		0	•	•	•	•	0	WV47	£200.00	£40.00	£240.00
TECHNOLOGY & ENTERTAINMENT											
Connect Radio: 7 inch colour touchscreen with DAB radio, Bluetooth handsfree, USB port, audio jack, bituner, MirrorLink and coffee break alert		0	•	•	•	•	0	WL3L	£400.00	£80.00	£480.00
Citroen Connect Nav with Connect Box: 3D connected navigation, tri-tuner and voice recognition	Incompatible with RG04	-	0	•	0	•	-	J4YZ	£500.00	£100.00	£600.00
EXTERIOR STYLE											
Look Pack: body colour front and rear bumpers, side rubbing strips, exterior door handles and door mirrors, with front fog lights and LED daytime running lights	Centre section of rear bumper not painted on XL versions. Incompatible with Passion Red or special paint.	-	0	•	0	•	-	PD22/ PD69	£450.00	£90.00	£540.00
Black paint and Passion Red paint	Passion Red paint is not available on Enterprise Plus	0	0	(Black only)	0	(Black only)	0	POXY / POX9	£200.00	£40.00	£240.00
Metallic paint		0	0	•	0	•	0	OMM0	£360.00	£72.00	£432.00
Special paint		0	0	-	0	-	0	OME0	£515.00	£103.00	£618.00
WHEELS, TYRES & DRIVING CHARACTERISTICS											
Puncture repair kit (deletes spare wheel)		-	0	0	0	0	0	LV02	£50.00	£10.00	£60.00
Tyre pressure monitor		0	0	0	0	0	0	UE05	£0.00	£0.00	£0.00
Grip Control, including 17 inch wheels with black centre cap and 215/60 R17 3PMSF tyres	Not available on BlueHDi 95 manual and BlueHDi 95 ETG6 versions	0	0	-	0	-	-	ZHCG	£660.00	£132.00	£792.00
Grip Control, including 17 inch 'Curve' alloy wheels and 215/60 R17 3PMSF tyres		-	-	0	-	0	-	ZHJR	£550.00	£110.00	£660.00
17 inch 'Curve' alloy wheels with Agilis tyres		-	0	•	0	•	0	ZHJP	£400.00	£80.00	£480.00

OPTIONS	NOTES	PANEL VAN			CREW VAN		PLATFORM CAB	Option code	Basic M.R.R.P.	V.A.T.	Total M.R.R.P.
		X	ENTERPRISE	ENTERPRISE PLUS	ENTERPRISE	ENTERPRISE PLUS					
DOORS & WINDOWS											
Easy Entry Pack: Keyless entry and start, twin electric sliding side doors with handsfree opening and electronic locking of fuel filler cap.	Incompatible with ply lining on sides of cargo area (GB36)	-	-	0	-	-	-	D501 (brings YD01 & HL04)	£1,125.00	£225.00	£1,350.00
Fixed side windows in sliding side doors, with noise-reducing tinted glass		0	0	0	●	●	-	VG07	£100.00	£20.00	£120.00
Twin glazed rear doors (opening to 180°) with heated rear windows and wash-wipe		0	0	0	0	0	-	WO05	£200.00	£40.00	£240.00
Tailgate with heated window and wash-wipe	Incompatible with ply lining option (GB35); Deletes 2 rear roof brackets used for fixing roof bars / roof rack	0	0	0	0	0	-	WO06	£200.00	£40.00	£240.00
Tailgate with opening heated window and wash-wipe	Incompatible with ply lining option (GB35); Deletes 2 rear roof brackets used for fixing roof bars / roof rack	0	0	0	0	0	-	WO07	£330.00	£66.00	£396.00
LOAD CARRYING											
Coated wood flooring (9mm thick) in cargo area		0	0	0	0	0	-	GB33	£350.00	£70.00	£420.00
Plywood flooring (9mm thick) in cargo area	Incompatible with Tailgate with heated window and wash-wipe (WO06)	0	0	0	-	-	-	GB35	£80.00	£16.00	£96.00
Plywood flooring (9mm thick), wheel arch and side lining (6mm thick) in cargo area	Incompatible with Easy Entry Pack (D501)	0	0	0	-	-	-	GB36	£530.00	£106.00	£636.00
Full steel bulkhead with window and interior rear view mirror		0	0	0	-	-	-	PX35	£150.00	£30.00	£180.00
Full, toughened plastic bulkhead, insulated for sound and temperature, with polycarbonate window and interior rear view mirror		0	0	0	-	-	-	PX37	£180.00	£36.00	£216.00
SEATING											
Individual front passenger seat with armrest. Height adjustable driver's seat with lumbar adjustment and armrest.		0 WAAS + OVFX	0	0	-	-	0 WAAS + OVFX	WAAS	£0.00	£0.00	£0.00
Individual front passenger seat with armrest. Height adjustable driver's seat with lumbar adjustment and armrest.		-	-	-	0	0	-	WAAO	£0.00	£0.00	£0.00
Moduwork®: dual passenger bench seat with fold-up outer seat, fold-down writing table in central seat back and storage under central seat. Height adjustable driver's seat with lumbar adjustment and armrest.	Brings full steel bulkhead with load-through flap under outer passenger seat. Incompatible with bulkheads PX35 and PX37.	0 WAAT + OVFX	●	●	-	-	-	WAAT + OVFX	£425.00	£85.00	£510.00
CONVERTER EQUIPMENT											
Upgraded battery and alternator (L3 720 battery, class 18 alternator)		0	0	0	0	0	0	BQ01	£90.00	£18.00	£108.00
Preparation for additional heating/air conditioning for convertors	Brings air conditioning (RE01)	0	-	-	-	-	-	NR01	£850.00	£170.00	£1,020.00
Preparation for additional heating/air conditioning for convertors		-	0	0	-	-	-	NR01	£50.00	£10.00	£60.00
Conversion interface box - Only for use for electrical connections for integral elements of a vehicle conversion		0	0	0	0	0	●	QC01/ QC02	£90.00	£18.00	£108.00
Conversion interface box with towbar interface		0	0	0	0	0	-	QC06	£180.00	£36.00	£216.00

- Standard
- Cost option

6.1 CHOOSE YOUR EQUIPMENT

EQUIPMENT	PANEL VAN			CREW VAN		PLATFORM CAB	NOTES
	X	ENTERPRISE	ENTERPRISE PLUS	ENTERPRISE	ENTERPRISE PLUS		
COMFORT & CONVENIENCE							
Height and reach adjustable steering wheel	•	•	•	•	•	•	
Power assisted steering	•	•	•	•	•	•	
Front electric windows	•	-	-	-	-	•	
Front electric windows with 'one-touch' operation and anti-pinch	•	•	•	•	•	○ RJ05	Brought by Electric Pack (RJ05)
Directional heating and air recycling via 4 dashboard air vents	•	•	•	•	•	•	
Air conditioning	○	•	•	•	•	○	Brought by additional heating option (NR01)
Rear parking sensors	○	•	-	•	-	-	
Park Assist 180°: Front and rear parking sensors with blind spot monitoring system and Visio Park 180° (rear camera image and zoom displayed on touchscreen)	-	-	•	-	•	-	
12 volt socket in cabin	•	•	•	•	•	•	
12 volt socket in cargo area	•	•	•	•	•	-	
SAFETY & SECURITY							
Electronic Stability Control with Hill Assist	•	•	•	•	•	•	
ABS with Emergency Braking Assistance	•	•	•	•	•	•	
Cruise control with programmable speed limiter	•	•	•	•	•	•	
Alarm	○	•	•	•	•	○	
Deadlocks	•	•	•	•	•	•	
Selective cab and cargo area central locking via 3-button plip remote control	•	•	•	•	•	○ RJ05	Selective locking brought by Electric Pack (RJ05)
Central locking push button on dash	•	•	•	•	•	•	
Automatic door locking (activated by vehicle travelling over 4mph)	•	•	•	•	•	•	
Rolling code transponder immobiliser	•	•	•	•	•	•	
Visible VIN at base of windscreen	•	•	•	•	•	•	
Locking fuel filler cap	•	•	•	•	•	•	
Automatic fuel cut-off & door unlocking in event of accident	•	•	•	•	•	•	
Driver and front passengers' airbags with passengers' airbag deactivate switch	•	•	•	•	•	•	
Front lateral airbags	○	○	○	•	•	○	
Height-adjustable 3-point pre-tensioner seat belts with force limiter (central seatbelt on dual passenger seat not height-adjustable & no pre-tensioner)	•	•	•	•	•	•	
Unfastened seat belt warning for driver and front passengers (with dual bench or single passenger seat)	•	•	•	•	•	•	
Height-adjustable front head restraints	•	•	•	•	•	•	

EQUIPMENT	PANEL VAN			CREW VAN		PLATFORM CAB	NOTES
	X	ENTERPRISE	ENTERPRISE PLUS	ENTERPRISE	ENTERPRISE PLUS		
LIGHTING & VISIBILITY							
Headlights with integrated daytime running lights (DRLs)	●	●	●	●	●	●	
Remote headlamp adjustment from fascia	●	●	●	●	●	●	
Reversing light	●	●	●	●	●	●	
Rear fog light	●	●	●	●	●	●	
High level third brake light	●	●	●	●	●	●	Supplied but not fitted on Platform Cab
2 speed front wipers	●	●	●	●	●	●	
Manually adjustable door mirrors	-	-	-	-	-	●	
Manually folding door mirrors	●	●	-	●	-	●	
Electric Pack: plip remote, front electric windows with 'one-touch' operation, electrically adjustable heated door mirrors, 12 volt socket in cargo area	●	●	●	●	●	○	
Electrically folding heated door mirrors with temperature sensor.	-	○	●	-	●	-	Painted Black as standard. Painted body colour with Look Pack except with Passion Red or Special Paint
Visibility Pack: automatic lights and windscreen wipers, electrochrome rear view mirror	○	●	●	●	●	○	
Front fog lights	○	○	●	○	●	○	
TECHNOLOGY & ENTERTAINMENT							
DAB radio with Bluetooth, USB port and audio jack	●	-	-	-	-	●	
Connect Radio: 7 inch touchscreen with DAB radio, Bluetooth handsfree, USB port, audio jack, bi-tuner, Mirror Link and coffee break alert (indicating 2 hours' continuous driving)	○	●	●	●	●	○	
Citroen Connect Nav with Connect Box: 3D connected navigation, tri-tuner and voice recognition	-	○	●	○	●	-	
EXTERIOR STYLE							
Black front and rear bumpers, side rubbing strips, exterior door handles and door mirrors	●	●	-	●	-	-	
Black front bumper (no rear bumper), side rubbing strips, exterior door handles and door mirrors	-	-	-	-	-	●	
Look Pack: body colour front and rear bumpers, side rubbing strips, exterior door handles and door mirrors, with front fog lights and LED daytime running lights	-	○	●	○	●	-	Centre section of rear bumper not painted on XL versions. Incompatible with Passion Red or special paint.
Metallic paint	○	○	●	○	●	○	

- Standard
- Cost option

6.2 CHOOSE YOUR EQUIPMENT

EQUIPMENT	PANEL VAN			CREW VAN		PLATFORM CAB	NOTES
	X	ENTERPRISE	ENTERPRISE PLUS	ENTERPRISE	ENTERPRISE PLUS		
WHEELS							
Full size steel spare wheel	•	•	•	•	•	•	
16 inch steel wheels with black centre cap	•	•	-	•	-	•	
17 inch 'Curve' alloy wheels with Agilis tyres	-	○	•	○	•	○	
Locking wheel nuts	-	○ ZHJP/ ZHJR + AB08	•	○ ZHJP/ ZHJR + AB08	•	-	Brought when both alloy wheels (ZHJP/ZHJR) and alarm (AB08) ordered
DOORS & WINDOWS							
Twin unglazed rear doors (opening to 180°)	•	•	•	•	•	-	
Twin sliding side doors (not electric)	•	•	•	•	•	-	
Laminated windscreen	•	-	-	•	-	•	
Laminated acoustic windscreen	-	•	•	•	•	-	
Front windows tinted to 30% opacity	•	•	•	•	•	•	
Fixed side windows in Row 2 with noise-reducing, dark tinted glass (to approx. 70% opacity)	-	-	-	•	•	-	
Fixed side windows with noise-reducing tinted glass (to approx. 30% opacity)	○	○	○	-	-	-	
LOAD CARRYING							
Full steel bulkhead	•	-	-	-	-	-	
Full steel bulkhead with Moduwork® load-through flap under outer passenger seat	○ WAAT + OVFX	•	•	-	-	-	
Full, toughened plastic bulkhead fixed behind Row 2 seats, insulated for sound and temperature, with polycarbonate window	-	-	-	•	•	-	
Load tie-down hooks in cargo area (6 in XS and M versions, 8 in XL versions)	•	•	•	•	•		
TOWING							
Preparation for towbar: wiring and connector for towbar interface	•	•	•	•	•	-	
SEATING							
Driver's seat height, rake and reach adjustable with lumbar adjustment and armrest	•	•	•	•	•	•	
Front seats with height-adjustable head restraints	•	•	•	•	•	•	
Single passenger seat rake and reach adjustable	○ WAAS + OVFX	○	○	○	○	○ WAAS + OVFX	
Dual front passenger bench seat with under-seat storage tray.	•	-	-	•	•	•	
Moduwork®: dual passenger bench seat with fold-up outer seat, fold-down writing table in central seat back and storage under central seat.	○ WAAT + OVFX	•	•	-	-	-	
Three-seat bench in row 2 with two armrests and under-seat storage	-	-	-	•	•	-	

EQUIPMENT	PANEL VAN			CREW VAN		PLATFORM CAB	NOTES
	X	ENTERPRISE	ENTERPRISE PLUS	ENTERPRISE	ENTERPRISE PLUS		
INTERIOR STYLE							
Driver and passenger sunvisor with ticket holder	•	•	•	•	•	•	
Courtesy light to cabin	•	•	•	•	•	•	
Courtesy light to cargo area	•	•	•	-	-	-	
Rubber flooring in cabin	•	•	•	•	•	•	
INSTRUMENTS							
Speedometer with digital odometer and digital trip recorder	•	•	•	•	•	•	
Rev counter	•	•	•	•	•	•	
Water temperature and fuel gauges	•	•	•	•	•	•	
Oil level indicator	•	•	•	•	•	•	
Distance to next service indicator	•	•	•	•	•	•	
LCD central display	•	•	•	•	•	•	
Trip computer	•	•	•	•	•	•	
Clock	•	•	•	•	•	•	
Lights on warning	•	•	•	•	•	•	
Side, headlamp and indicator warning	•	•	•	•	•	•	
Battery charge warning	•	•	•	•	•	•	
Door open warning	•	•	•	•	•	•	
STORAGE							
Dashboard storage areas	•	•	•	•	•	•	
Closed upper and open lower glove boxes	•	•	•	•	•	•	
Front door pockets	•	•	•	•	•	•	
Cup holders for driver and passenger, at top of dashboard	•	•	•	•	•	•	
Storage tray under front passenger seats	•	-	-	•	•	•	
Storage under squab of central passenger seat	O WAAT + OVFX	•	•	-	-	-	
Storage under Row 2 passenger seats	-	-	-	•	•	-	
CONVERTER EQUIPMENT							
Conversion interface box - Only for use for electrical connections for integral elements of a vehicle conversion	O	O	O	O	O	•	

- Standard
- O Cost option

7.1 KNOW EVERYTHING ABOUT YOUR DISPATCH

VERSIONS	BlueHDi 95 manual				BlueHDi 95 S&S ETG6 (Piloted Manual)		BlueHDi 115 S&S 6-speed manual		BlueHDi 120 S&S 6-speed manual						BlueHDi 150 S&S 6-speed manual				BlueHDi 180 S&S EAT6 Auto													
	Van XS	Van M	Van XL	Platform Cab M	Van XS	Van M	Van XS	Van M	Van XS	Van M	Van XL	Crew Van M	Crew Van XL	Platform Cab M	Van M	Van XL	Crew Van M	Crew Van XL	Van XS	Van M	Van XL	Crew Van M	Crew Van XL									
	X	X	X	X			X	X	X	X	X			X																		
	Enterprise	Enterprise	Enterprise		Enterprise	Enterprise	Enterprise	Enterprise	Enterprise Plus	Enterprise Plus	Enterprise Plus	Enterprise Plus	Enterprise Plus	Enterprise Plus	Enterprise Plus	Enterprise Plus	Enterprise Plus	Enterprise Plus	Enterprise Plus	Enterprise Plus	Enterprise Plus	Enterprise Plus	Enterprise Plus									
ENGINE																																
Capacity (cc)	1560				1560		1560		1997						1997				1997													
Cylinders / Valves	4 / 8				4 / 8		4 / 8		4 / 16						4 / 16				4 / 16													
Max power CEE (kW/rpm)	70 / 3750				70 / 3750		85 / 3500		90 / 3750						110 / 4000				130 / 3750													
Max torque CEE (Nm/rpm)	210 / 1500				240 / 1750		300 / 1750		340 / 1750						370 / 2000				400 / 2000													
Bore and stroke (mm)	75 x 88.3				75 x 88.3		75 x 88.3		85 x 88						85 x 88				85 x 88													
Fuel system	Diesel - High pressure turbocharged direct injection											Diesel - High pressure turbocharged direct injection																				
Euro status	Euro 6											Euro 6																				
Stop & Start system	-				•		•		•						•				•													
TRANSMISSION																																
Gearbox	Manual				Semi-automatic (Piloted Manual)		Manual		Manual						Manual				Automatic													
Number of gears	5				6		6		6						6				6													
PERFORMANCE (All figures driver alone)																																
Max speed (mph)	90				90		99		106						106				106													
0-62mph (secs)	15.5				n/a (1)		17.3		12.9						13.3				n/a (1)													
Standing to 1000m (secs)	36.6				n/a (1)		38.2		34.8						34.7				n/a (1)				32.4									
ECONOMY MPG (Litres/100km)																																
Urban cycle	47.1 (6.0)				46.3 (6.1)		42.2 (6.7)		51.4 (5.5)		51.4 (5.5)		50.4 (5.6)		47.9 (5.9)		47.9 (5.9)		39.8 (7.1)		47.9 (5.9)		47.9 (5.9)		46.3 (6.1)		42.8 (6.6)		44.8 (6.3)		44.1 (6.4)	
Extra urban	54.3 (5.2)				52.3 (5.4)		44.1 (6.4)		53.3 (5.3)		57.6 (4.9)		56.5 (5.0)		57.6 (4.9)		53.3 (5.3)		44.1 (6.4)		57.6 (4.9)		53.3 (5.3)		52.3 (5.4)		48.7 (5.8)		51.4 (5.5)		49.6 (5.7)	
Combined	51.4 (5.5)				50.4 (5.6)		43.5 (6.5)		52.3 (5.4)		55.4 (5.1)		54.3 (5.2)		53.3 (5.3)		50.4 (5.6)		42.2 (6.7)		53.3 (5.3)		50.4 (5.6)		49.6 (5.7)		45.6 (6.2)		47.9 (5.9)		47.1 (6)	
CO ₂ EMISSIONS (g/km)	144				148		170		139		133		137		139		147		176		139		147		151		163		155		159	
WEIGHTS (kg) with 3 seats / 2 seats																																
Payload (2)	1100	1118	1256	1442	1101	1099	1099	1114	1498	1487	1446	1342	1196	1617	1484	1446	1342	1196	1354	1343	1298	1239	1195									
Kerb weight (3)	1510	1522	1574	1388	1539	1551	1536	1546	1602	1613	1654	1718	1769	1483	1616	1654	1718	1769	1646	1657	1702	1761	1805									
Gross Vehicle Weight (GVW)	2610	2640	2830	2830	2640	2650	2635	2660	3100	3100	3100	3060	2965	3100	3100	3100	3060	2965	3000	3000	3000	3000	3000									
Max plated front axle (4)	1500	1500	1500	1500	1500	1500	1500	1500	1500	1500	1500	1500	1500	1500	1500	1500	1500	1500	1500	1500	1500	1500	1500									
Max plated rear axle (4)	1500	1500	1800	1800	1500	1500	1500	1500	1800	1800	1800	1800	1800	1800	1800	1800	1800	1800	1800	1800	1800	1800	1800									
Gross Train Weight (GTW)	4010	4040	4230	4230	4040	4060	4040	4060	5000	5000	5000	5000	5000	5000	5000	5000	5000	5000	4600	4600	4600	4600	4600									
Maximum braked towing weight (5)	1800	2000	2000	2000	1800	1800	1800	1800	2500	2500	2500	2500	2500	2500	2500	2500	2500	2500	2200	2200	2200	2000	2200									
Maximum unbraked towing weight	750	750	750	730	750	750	750	750	750	750	750	750	750	750	750	750	750	750	750	750	750	750	750									
Maximum towball weight	72	80	80	80	72	72	72	72	100	100	100	100	100	100	100	100	100	100	88	88	88	80	88									
Max roof rack load	140	170	170	n/a	140	170	140	170	140	170	170	170	170	n/a	170	170	170	170	140	170	170	170	170									
BRAKES Front/Rear																																
Ventilated discs / discs																																
TURNING CIRCLE between kerbs (m)																																
11.3 for XS / 12.4 for Mand XL																																
SUSPENSION																																
Front: Independent MacPherson type struts with antiroll bar Rear: Independent trailing arm wishbone suspension																																
ADBLUE CAPACITY Litres																																
22.5																																
FUEL TANK CAPACITY Litres (gallons)																																
70 (15.4)																																

(1) Platform Cab values will vary according to the conversion performed on the vehicle.

(2) Difference between GVW and kerb weight.

(3) Without driver. Kerb weight is calculated including oil, water, lubricants, tools, spare wheel and 90% full fuel tank. Weights may change with the addition of equipment.

(4) Within limits of GVW.

(5) Maximum recommended towing weight within limits of GTW.

7.2 KNOW EVERYTHING ABOUT YOUR DISPATCH

VERSIONS	PANEL VAN		
	XS	M	XL
Exterior dimensions (mm)			
Length	4609	4959	5309
Front overhang	881		
Wheelbase	2925	3275	
Rear overhang	803		1153
Width (excluding door mirrors)	1920		
Width (door mirrors unfolded)	2204		
Front track at wheel centre	1627		
Rear track at wheel centre	1600		
Height on 1000kg versions (1)	1910	1899	-
Height on 1400kg versions (1)	1950	1940	1940
Ground clearance (1)	150		
Ground clearance with raised suspension (1)	175		
Dimensions of rear doors (mm)			
Maximum width of rear doors	1282		
Maximum height of rear doors	1220		
Minimum load sill height (1)	545	544	600
Maximum load sill height (1)	626	613	633
Dimensions of side doors (mm)			
Maximum width of side doors	745	935	
Maximum height of side doors	1238	1241	
Interior dimensions (mm)			
Maximum load height	1397		
Load length at floor (without Moduwork)	2162	2512	2862
Load length at floor (with Moduwork)	3324	3674	4024
Load length at mid-height	1835	2185	2535
Load width between wheel arches	1258		
Maximum load width	1628		
Interior volumes (m³)			
Load volume (without Moduwork)	4.6	5.3	6.1
Load volume (with Moduwork)	5.1	5.8	6.6
Number of Euro-pallets	2	3	3
Maximum number of seats	3	3	3
Turning circle (m)			
Turning circle between kerbs	11.3	12.4	
Turning circle between walls	11.8	12.9	

(1) Vehicle in running order

7.3 KNOW EVERYTHING ABOUT YOUR DISPATCH

VERSIONS	CREW VAN	
	M	XL
Exterior dimensions (mm)		
Length	4959	5309
Front overhang	881	
Wheelbase	3275	
Rear overhang	803	1153
Width (excluding door mirrors)	1920	
Width (door mirrors unfolded)	2204	
Front track at wheel centre	1627	
Rear track at wheel centre	1600	
Height (1)	1930	1935
Height with raised suspension (1)	1935	1940
Ground clearance (1)	150	
Ground clearance with raised suspension (1)	175	
Dimensions of rear doors (mm)		
Maximum width of rear doors	1282	
Maximum height of rear doors	1220	
Minimum load sill height (1)	544	600
Maximum load sill height (1)	613	633
Dimensions of side doors (mm)		
Maximum width of side doors	935	
Maximum height of side doors	1241	
Interior dimensions (mm)		
Maximum load height	1337	1339
Maximum height under row 2 bench seat	232	
Maximum load length at floor	2017	2365
Maximum load length at mid-height	1352	1700
Load width between wheel arches	1258	
Maximum load width	1618	
Interior volumes (m³)		
Load volume	3.2	4.0
Load volume under row 2 bench seat	73 litres	
Maximum number of seats	6	6
Turning circle (m)		
Turning circle between kerbs	12.4	
Turning circle between walls	12.9	

(1) Vehicle in running order

8. FURTHER INFORMATION

MANUFACTURER'S RECOMMENDED RETAIL PRICE ON THE ROAD

DISPATCH VAN	
On the Road Costs	
Delivery to Dealer & Number Plates	£604.17
VAT	£120.83
Vehicle Excise Duty	£240.00
First Registration Fee	£55.00
Total OTR costs	£1,020.00

VAT is calculated at 20 %

VAT is not applicable to cars sold in the Channel Islands

CITROËN 3 YEARS OF WARRANTY

All vehicles first registered in the UK and purchased from a UK Citroën Dealer benefit from a Citroën 2 - Year unlimited mileage manufacturer's warranty and a free optional additional 1 year of warranty provided by the Citroën Dealer Network in the UK. This additional warranty carries a mileage limit of 100,000 miles from first registration and is dependent upon the manufacturer's recommended servicing being carried out at the specified time or distance intervals. For full terms and conditions, please consult your Citroën Dealer in the UK.

CITROËN ASSISTANCE

In response to a free telephone call in the UK, Citroën Assistance brings rapid expert roadside assistance to you in an emergency. It comes free of charge for a full year, from date of vehicle registration, and operates 24 hours a day in all parts of the UK and Europe. Services include nationwide recovery for both van and passengers, a home call service, replacement vehicle, hotel accommodation and vehicle storage if required. You can also purchase additional Citroën Assistance via your local Citroën Dealer at any time. Please note, Citroën Assistance only applies to incidents covered by the new vehicle warranty, and excludes non-vehicle faults, such as running out of fuel, mis-fuelling, loss of keys, lock-ins, road traffic accidents and punctures/wheel changes. Full details are available on request from Citroën UK via cuk_contactcentre@citroen.com

CITROËN FINANCIAL SERVICES

Free2Move Lease have a number of financial products designed to help you afford the Citroën of your choice. They can arrange a finance plan quickly and conveniently. What's more, it will be as suited to your needs as your new Citroën. Their finance plans combine all the know how of a company that has an extensive knowledge of the car market with a financial service you can trust. Tell your Citroën dealer what you want and let us do the rest. Just ask for a free, no obligation quote. Written quotations are available on request from Free2Move Lease, PSA Finance UK Ltd, Quadrant House, Princess Way, Redhill RH1 1QA. Finance is subject to status. Over 18's only, a guarantee may be required.

CITROËN SERVICING

Available up to one year from your vehicle's registration date, but before its first chargeable service, a Citroën Servicing package enables you to pay in advance for:

- ^ Scheduled Servicing^
- ^ Annual Service(s)^ for vehicles with a two year service plan
- ^ Brake Fluid Replacement^

This package can be personalised depending on your needs, with options ranging from 12 to 60 months and 10,000 to 100,000 miles.

TERMS AND CONDITIONS

Every endeavour has been made to ensure that the information, details and descriptions set out in this literature are correct at the time of going to print. It is our policy to continually improve our vehicles in every way and we reserve the right to modify our vehicles' price, specification (including colour), equipment, accessories and characteristics or to discontinue any model, without notice, at any time. To avoid any misunderstandings you are advised to check with your Citroën dealer the specification (including colour), equipment accessories and equipment relating to any Citroën vehicle and the exact cost and availability prior to ordering. Where a feature is described as an option in this publication it should be assumed that it is at extra cost unless specifically stated otherwise.

Issued by Sales and Marketing, Citroën UK Ltd, Pinley House, 2 Sunbeam Way, Coventry CV3 1ND.

For further information call Citroën Fleet Connect on 0800 023 4000 or visit our website at www.citroen.co.uk.

